

**OFFICE OF THE UNDER SECRETARY OF DEFENSE
(COMPTROLLER)/CHIEF FINANCIAL OFFICER**

MARCH 2022



Defense Budget Overview

**UNITED STATES DEPARTMENT OF DEFENSE
FISCAL YEAR 2023 BUDGET REQUEST**

Defense Priorities

Renewing America's Advantages

- **Strong and adaptive U.S. military remains a central pillar for U.S. Security**
- **DoD will focus on safeguarding and advancing U.S. vital national interests to:**
 - Protect American security, prosperity, and values
- **FY23 Budget supports and implements new National Defense Strategy**
 - Recognizes China as our key strategic competitor and pacing challenge
 - Russia remains an acute threat to interests of U.S. and our allies
- **DoD will advance our priorities through:**
 - Integrated deterrence
 - Campaigning
 - Building enduring advantages
- **FY23 Budget funds the Joint Force we need to execute our strategy**
 - Lethal, resilient, sustainable, survivable, agile, responsive
 - Budget enhances our capabilities across multiple areas
 - Prioritizes capabilities to counter China or Russia: space, nuclear triad, cyber

The Department will advance our goals through Integrated Deterrence, campaigning, and actions that build enduring advantages

FY 2023 National Defense Budget Request

(Dollars in Billions)

By Department/Agency	FY 2021 Enacted	FY 2022 Enacted	FY 2023 Request
Army	173.6	173.4	177.3
Navy	206.9	220.3	230.9
Air Force	204.5	220.6	234.1
Defense-Wide	118.7	128.0	130.7
Department of Defense – Subtotal	703.7	742.3	773.0
Supplemental Funding*	1.0	14.3	--
Department of Defense – Total	704.7	756.6	773.0
Atomic Energy Defense Activities	27.5	29.1	29.7
Defense-related Activities	9.5	10.4	10.6
National Defense – Total	741.7	796.1	813.3

* FY 2021 Supplementals include \$521M for Capitol Security and \$500M for Operation Allies Welcome (OAW).

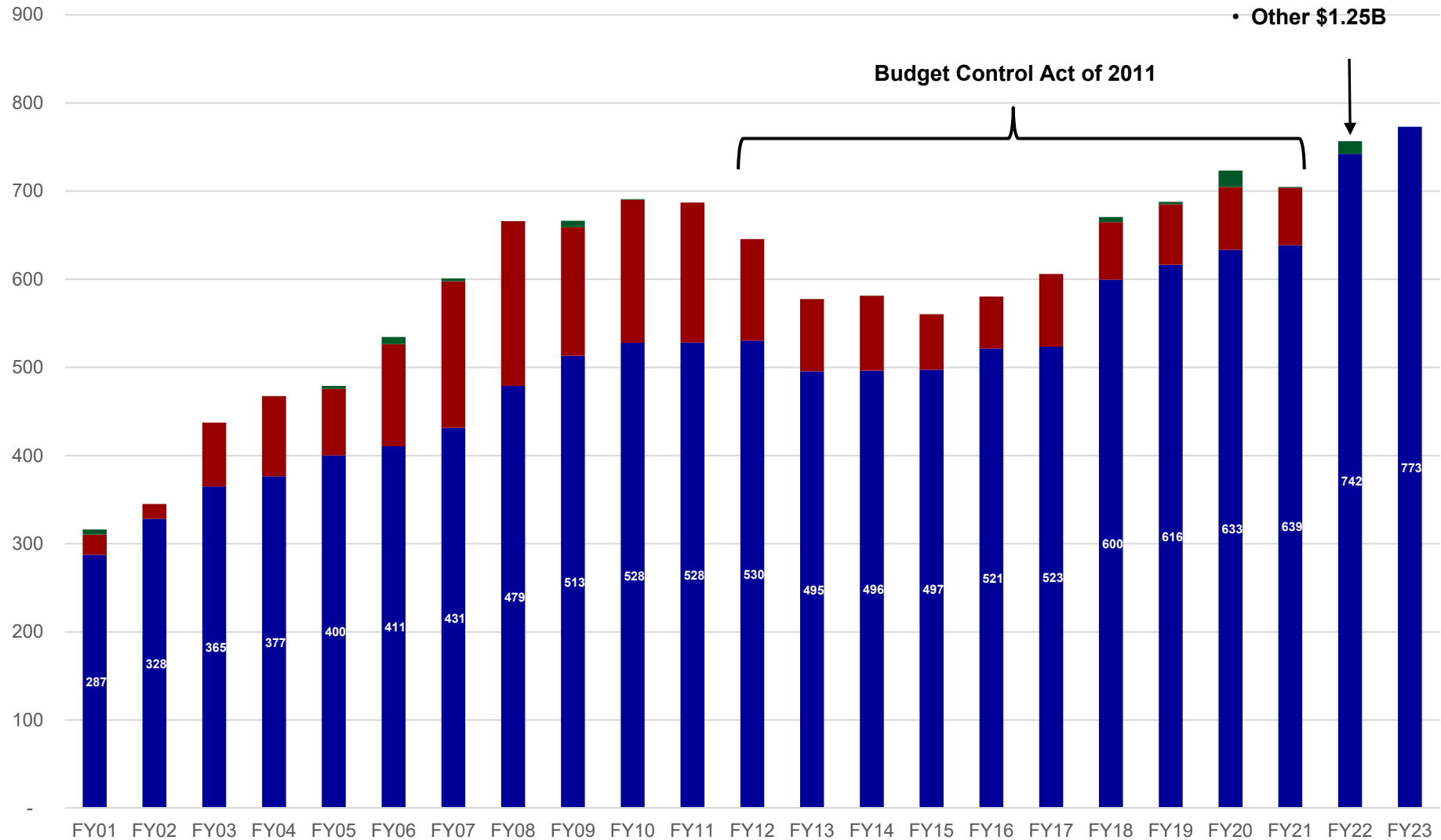
FY 2022 Supplementals include \$4.3B for OAW; \$6.5B for Ukraine; \$895M for Natural Disasters; and \$350M for Red Hill.

- **Robust growth recognizes both the urgency of Defense Priority implementation and the recent inflationary impacts driven by the COVID-19 pandemic’s disruption of global supply chains.**

The FY 2023 Budget fully aligns and robustly resources defense priorities

DoD Budget FY 2001- FY 2023*

Then Year \$ Billions



FY22 Supplementals

- Oper. Allies Welcome \$6.5B
- Ukraine \$6.5B
- Other \$1.25B

* Discretionary Budget Authority

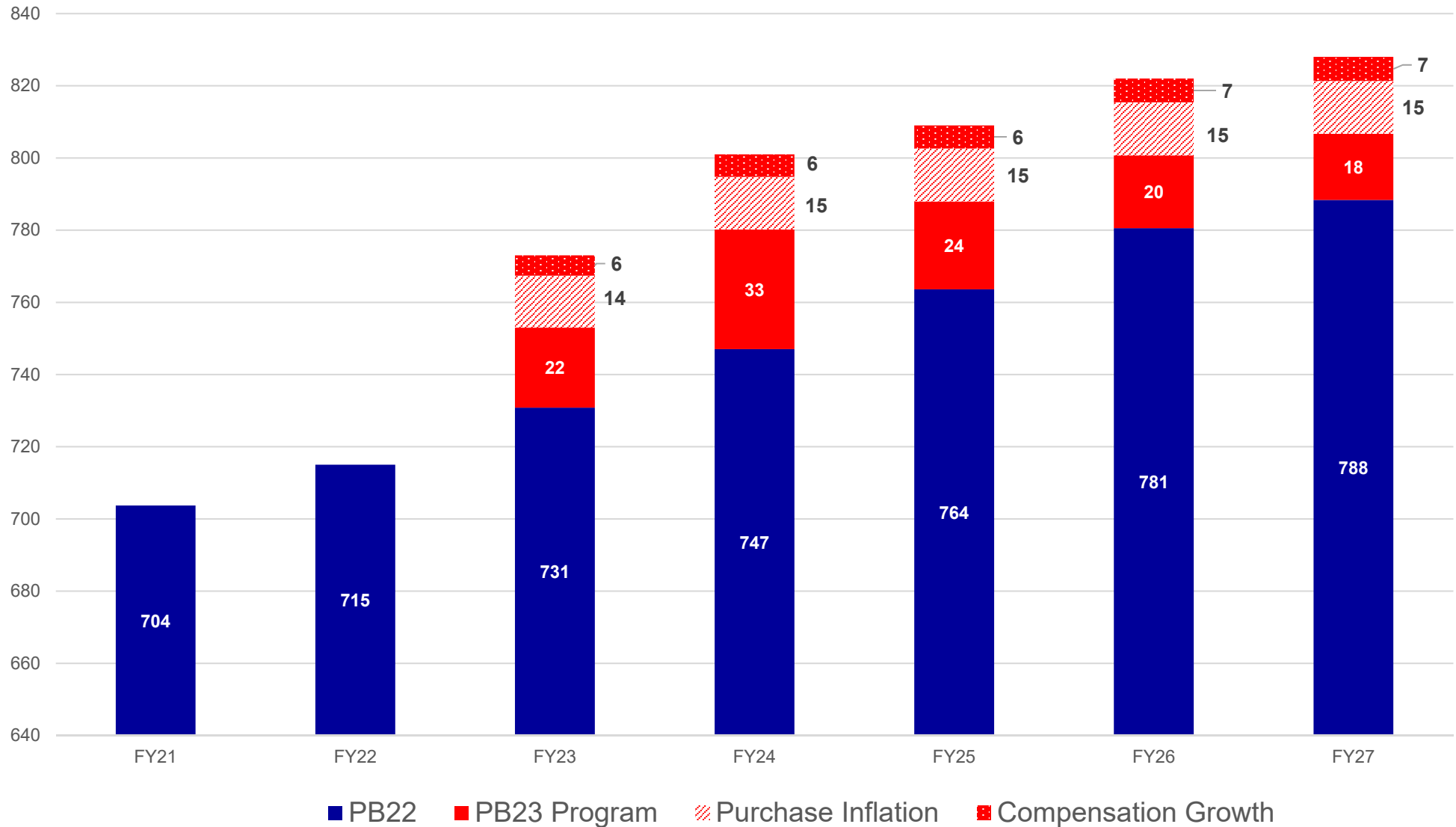
■ Base ■ GWOT/OCO ■ Other Supplemental

This Budget will align the Department's priorities and capabilities to a changing and dynamic threat landscape

DoD Budget FY 2021- FY 2027*

PB22 Plan vs. PB23 Plan

Then Year \$ Billions

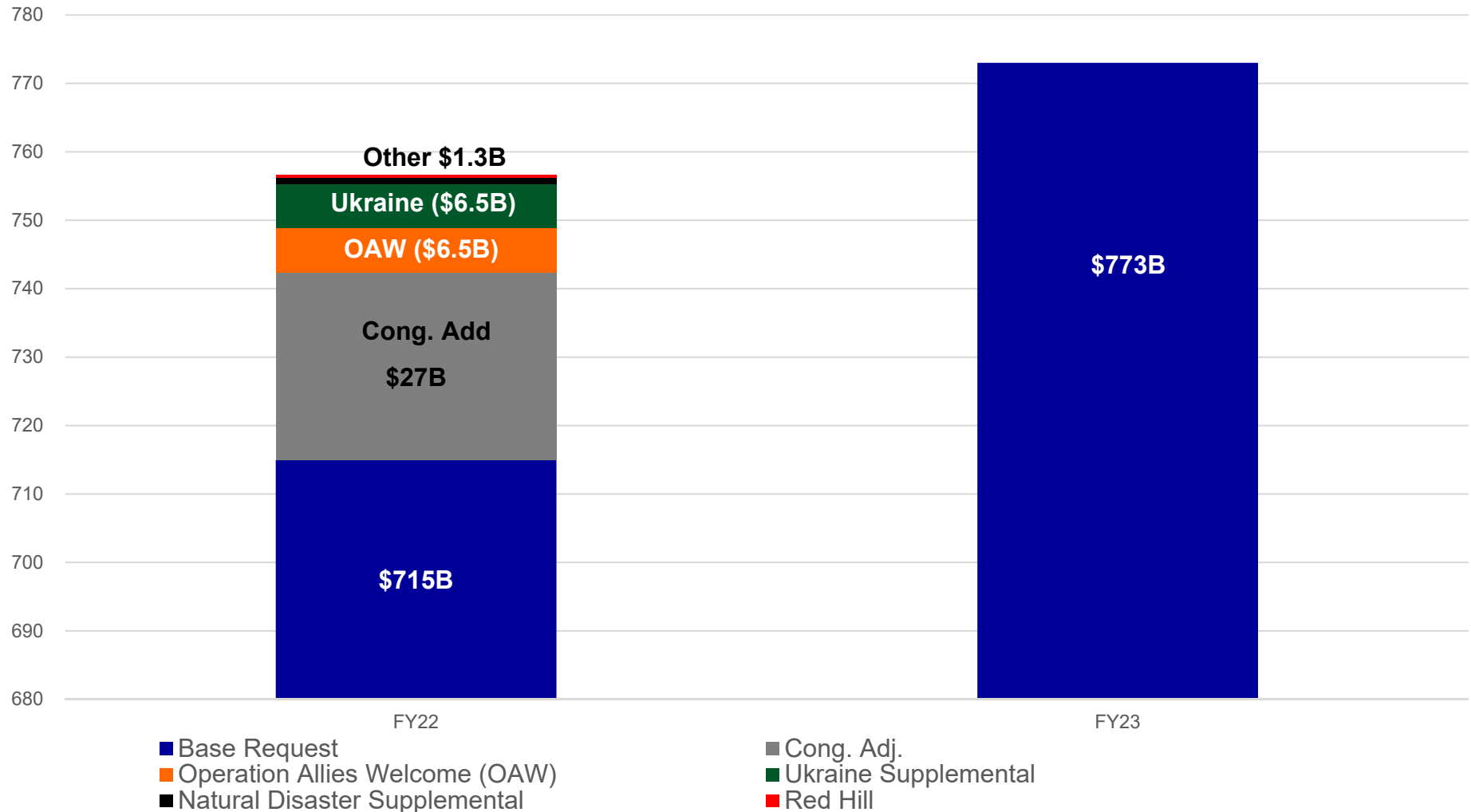


* Discretionary Budget Authority

Allows us to take advantage of America's innovative workforce, unwavering commitment to democratic values and unrivaled alliances and partnerships

DoD Budget FY 2022 - FY 2023*

Then Year \$ Billions



* Discretionary Budget Authority

Allows the Department to meet the Nation's most solemn obligation – protecting the security of the American People!

FY 2023 PB - Military End Strength

Military Component	FY 2021 Actuals	FY 2022 Authorized	Current FY 2022 Estimate	FY 2023 Request	Δ FY22 Proj. to FY 23 Req.
Active Army	486,490	485,000	476,000	473,000	(3,000)
Army Reserve	184,358	189,500	189,500	189,500	-
Army National Guard	337,525	336,000	336,000	336,000	-
Army Total	1,008,373	1,010,500	1,001,500	998,500	(3,000)
Active Navy	347,677	346,920	347,484	346,300	(1,184)
Navy Reserve	57,632	58,600	58,651	57,700	(951)
Navy Total	405,309	405,520	406,135	404,000	(2,135)
Active Marine Corps	179,678	178,500	177,249	177,000	(249)
Marine Corps Reserve	35,240	36,800	32,357	33,000	643
Marine Corps Total	214,918	215,300	209,606	210,000	394
Active Air Force	328,071	329,220	323,305	323,400	95
Active Space Force	6,563	8,400	8,401	8,600	199
Air Force Reserve	70,570	70,300	70,300	70,000	(300)
Air National Guard	108,483	108,300	108,300	108,400	100
Air Force Total	513,687	516,220	510,306	510,400	94
Total Active Component (AC)	1,348,479	1,348,040	1,332,439	1,328,300	(4,139)
Total Reserve Component (RC)	793,808	799,500	795,108	794,600	(508)
Grand Total (AC + RC)	2,142,287	2,147,540	2,127,547	2,122,900	(4,647)

People: The key to U.S. deterrence across domains, theaters and the spectrum of conflict

Secretary of Defense Strategic Priorities

- **To strengthen deterrence and respond to strategic challenges, DoD will pursue four strategic priorities:**
 - Defend the homeland
 - Deter strategic attacks
 - Deter aggression and be prepared to prevail in conflict when necessary
 - Build a resilient defense ecosystem that supports the Joint Force
- **Implementing the National Defense Strategy through:**
 - Integrated Deterrence across domains, theaters, spectrum of conflict
 - Campaigning to advance strategy-aligned priorities
 - Building Enduring Advantages to make the Joint Force more resilient/agile

“This budget reflects our strategy of directing resources to critical investments that allow us to maintain a combat credible force to defend the homeland, marshal America’s next generation of technology, effectively maintain readiness, and take care of the men, women and family members of the U.S. military.” – Secretary of Defense Austin

Integrated Deterrence

Major Weapons Programs

- Integrated Deterrence is enabled by combat-credible forces and backstopped by a safe, secure, and effective nuclear deterrent.
- FY 2023 budget request for procurement and research and development totaling \$276 billion is the largest in the history of the Department and ensures combat-credible forces across all domains.
 - **\$56.5 billion requested to advance Air Power:** Focused on fighters, F-35 and F-15EX; the B-21 bomber, mobility aircraft, KC-46A; specialized support aircraft; and Unmanned Aircraft Systems
 - **\$40.8 billion in Sea Power:** New construction of 9 battle force fleet ships and continues funding for the incremental construction of Ford class nuclear powered aircraft carriers and two Columbia class ballistic missile submarines
 - **\$12.6 billion for Land Power:** Modernization of the Army and Marine Corps combat equipment - Armored Multi-Purpose Vehicle, the Amphibious Combat Vehicle, and the Optionally Manned Fighting Vehicle



Working across warfighting domains, theaters, and spectrum of conflict

Integrated Deterrence

Recapitalization of the Nuclear Triad

- **\$34.4 billion for Nuclear Enterprise Modernization**
 - Modernizing the Nation’s nuclear deterrence capability remains one of the Department’s top priorities
 - The FY 2023 President’s Budget request addresses critical aspects for recapitalizing all three legs of the nuclear triad:
 - Fully funds the Columbia-class ballistic missile submarine, as well as schedule risk reduction efforts
 - Ramps-up production funding for the B-21 bomber
 - Fully funds both the Ground Based Strategic Deterrent (GBSD) and Long Range Standoff (LRSO) programs to maintain initial fielding dates
 - Funds the revitalization of S&T to keep pace with the evolving threat
 - Funds key development efforts supporting Nuclear Command, Control, and Communications (NC3) systems




“We are committed to having a safe, secure and reliable deterrent, and one that is credible—not just to our adversaries, but to our allies...” – USDP Colin Kahl

Integrated Deterrence

Missile Defeat and Defense

- **\$24.7 billion for Missile Defeat and Defense**
 - Develops Next Generation Interceptor for Ground-Based Midcourse Defense, and extends the service life of the current interceptor fleet
 - Invests \$892 million for the Defense of Guam against the missile threat from China
 - Develops a resilient Overhead Persistent Infrared (OPIR) capability in low earth orbit (LEO) and medium earth orbit (MEO), and continues to field the Next Generation Polar program
 - Integrates the THAAD Battery capability into the Army's Integrated Air and Missile Defense Battle Command System (IBCS) planning process, and continues development of an 8th THAAD Battery
 - Increases investments in regional missile defense network with Patriot Missiles, a Lower Tier Air and Missile Defense Sensor, and additional Short Range Air Defense Battalions




Missile Defenses protect the United States homeland, territories, and allies

Integrated Deterrence

Long Range Fires

- **\$7.2 billion to develop and field a mix of multi-Service, multi-domain offensive Long Range Fires**
 - Field Hypersonic Weapons within the FYDP
 - Land: Field Hypersonic Missile Battery by FY23
 - Maritime: Field Hypersonic Missiles on DDG1000 in FY25
 - Air: Field Hypersonic Cruise Missile FY27
 - Procures 3,500+ Highly-Survivable Subsonic Weapons for New and Existing Launch Platforms
 - Land: Ground Launch Cruise Missile Batteries by FY23
 - Maritime: Increase survivability and capacity of Tomahawk and Standard Missile-6 (SM-6)
 - Air: Max JASSM-ER/LRASM procurement



Provide the Joint Force with a mix of lethal, offensive weapons that achieve maximum deterrent effect against any adversary

Integrated Deterrence

Space and Space-Based Systems

- **\$27.6 billion in vital space capabilities, resilient architectures, and enhanced space command and control to keep space safe for military, civilian and commercial operations**
- **Procures and modernizes capabilities to secure the use of space in the face of increasing threats to US national security space systems**
 - Missile Warning: \$4.7 billion to new Resilient Missile Warning / Missile Tracking architectures, Next-Gen Overhead Persistent Infrared (OPIR) development & associated enterprise ground portfolio
 - Global Positioning System Enterprise: \$1.8 billion for Position, Navigation, and Timing funds procurement of 2 GPS III Follow-On satellites & continues testing and lead platform integration of the Military GPS User Equipment (MGUE) 1
 - Launch Enterprise: \$1.6 billion to fund 6 launch vehicles
 - Satellite Communications (SATCOM): \$1.6 billion to Protected Tactical & Wideband and Narrowband robust secure/survivable/jam-resistant capabilities



“We are embarking on an unprecedented shift to more resilient, capable, and defensible architectures to protect the Nation and give the Joint Force a decisive advantage..”

– General Jay Raymond, Chief of Space Operations, United States Space Force

Integrated Deterrence

Cyberspace Activities

- **FY 2023 Cyberspace Strategic Objectives**

- Improves the cyber resiliency of the Joint Force to execute missions successfully in a contested environment
- Enhances DoD cybersecurity through implementing Zero Trust Architecture
- Defends U.S. critical infrastructure and secures DoD information systems from malicious cyber attacks



- **\$11.2 billion committed to cyberspace activities in FY 2023**

- Operationalizes Zero Trust Architecture across the Military Departments and Defense Agencies to secure networks and data.
- Enhances U.S. Cyber Command's role in the acquisition of cyberspace programs and capabilities.
- Increases cybersecurity support to the Defense Industrial Base (DIB) through additional pilot programs and services.
- Grows Cyber Mission Force Teams from 137 to 142 (+5)
- Beginning in FY 2024, U.S. Cyber Command will have the budgetary resources for the Cyber Mission Force.

“...we’re developing new concepts of operations that will bring the American way of war into the 21st century” - Secretary of Defense Lloyd J. Austin

Campaigning

Indo-Pacific and Europe

- **Indo-Pacific Investments:**

- Prioritizes China as the preeminent pacing challenge while developing capabilities and operational concepts in the Indo-Pacific.
- Supports the requirements of the U.S. Indo-Pacific Command to maintain the comparative military advantage of the United States
- Pacific Deterrence: \$6.1B in Critical investments include integrated fires, new missile warning and tracking architecture, construction to enable enhanced posture, funding for Defense of Guam, and multinational information sharing, training, and experimentation.

- **Europe: Countering Russian Aggression**

- Recognizes Russia as an acute threat. Its government is pursuing a political, economic, and military strategy that seeks to fracture NATO.
- Optimizes Joint Force responsiveness to deter aggression in the U.S. European Command area of responsibility by continuing to work with allies to make complementary investments that enhance the readiness and capability of the entire regional partners.
- Invests \$4.2B to continue to adapt capabilities to the evolving threat and strategic environment and also fund \$0.9B for Security Cooperation programs to support capabilities and capacity of allies and partners.
- Our European investments continue to provide assistance to Ukraine through the Ukraine Security Assistance Initiative.



Pursuing a more distributed force posture in the Indo-Pacific & maintaining our commitment to NATO

Campaigning Readiness

- **Strategic readiness and the preparedness of the Joint Force is central to success on current and future battlefields (\$134.7B)**
 - **Army** (\$29.4 billion): Funds ground and aviation training strategies to support mission requirements, including \$4.4 billion to support the Army National Guard ground and aviation readiness
 - **Navy** (\$47.4 billion): Funds aviation, ship, and combat support readiness activities and integrated training exercises with the goal of improving mission capable rates across the fleet
 - **Marine Corps** (\$4.1 billion): Funds readiness requirements for Fleet Marine Forces, field logistics, maritime prepositioning, and sustains training programs
 - **Air Force** (\$35.5 billion): Funds weapons system sustainment, core combat operations, and training requirements, including \$5.4 billion to support Air National Guard logistics support and aircraft operations
 - **Space Force** (\$3.0 billion): Funds Guardian readiness, accelerates pivot to resilient capabilities for today's contested space domain, and ensures critical services for joint and allied warfighters
 - **USSOCOM** (\$9.7 billion): Funds readiness of operational demands and resources SOF participation in support of training and priority exercises
 - **Joint Capabilities** (\$5.6 billion): Funds support exercise requirements across all Combatant Commands, increases the joint context in service exercises, and provides joint training enablers to the force



FY 2023 budget endeavors to build and posture a more strategically ready, lethal, adaptive, and resilient Joint Force

Building Enduring Advantages

Accountable Leadership

Ensure Accountable Leadership – Build a safe environment for our people and show swift and clear accountability for anyone who does not act within the highest standards of the Department.

Initiatives to address:

- **Diversity, Equity, Inclusion, and Accessibility**

- Focused on talent management initiatives to improve racial and gender diversity at key points in the military career life cycle – to include accessions, mid-career, and pathways to senior leadership.

- **Sexual Assault/Harassment**

- The budget includes \$479 million to implement the recommendations of the Independent Review Commission on Sexual Assault in the Military.
- DoD will continue its ongoing work to enhance accountability, prevention, climate and culture, and survivor care and support. Examples include:
 - Reforming the military justice paradigm to put prosecution decisions for sexual assault and other named offenses in the hands of trained, experienced attorneys.
 - Fielding a specialized prevention workforce in every Service to address risk factors for sexual assault and other readiness impacting behaviors, such as suicide and domestic violence.



Building Enduring Advantages

Cultivating the Workforce We Need

SD Message: *Our most critical asset as a Department is our people.* To remain the preeminent fighting force in the world, we must –

- Grow our Talent
- Build Resilience and Force Readiness
- Ensure Accountable Leadership

• Key PB 2023 investments in these areas include:

- Providing for economic security of the Force
- Funding a 4.6% pay raise for both military and civilian personnel
- Supporting the \$15 Per hour Minimum Wage for the Federal Workforce – providing a competitive wage to our NAF workforce
- Investing in Child Care in all sectors – including fee assistance (increase in monthly rate cap to \$1,700), new construction and sustainment




People and readiness – inextricably linked

Building Enduring Advantages

Innovation and Modernization

- **\$130.1 billion RDT&E budget is the largest ever – 9.5 percent increase over the FY 2022 enacted**
 - **Science & Technology: \$16.5 billion**
 - Maintains Basic Research at \$2.4 billion
 - **Artificial Intelligence (AI)**
 - Supports investments across the Department including funding for Responsible Artificial Intelligence, a top priority for AI
 - Establishes the Office of the Chief Digital and Artificial Intelligence Officer, which includes:
 - Joint Artificial Intelligence Center,
 - Defense Digital Service, Chief Digital Officer,
 - MAVEN,
 - ADVANA, along with
 - Artificial Intelligence Data Accelerator (ADA), Responsible Artificial Intelligence, and Test and Evaluation for AI
 - **5G: \$250 million**
 - Continues 5G experimentations on military networks and applications
 - Intelligence, and Test and Evaluation for AI
 - **Experimentation – Rapid Defense Experimentation Reserve**



“Innovation in America is rooted in the creativity of an open society and the ingenuity of an open mind” – Secretary Austin

Building Enduring Advantages Defense Industrial Base and Supply Chain

- For more than 50 years, the U.S. has pursued efficiency in its supply chains, often times at the expense of security and resiliency, but the last two years have crystallized the need to build supply chain resilience
- DoD has prioritized five key focus areas in which critical vulnerabilities pose the most pressing threat to national security
 - **Microelectronics \$3.3 billion:** invests in State of the Art and State of the Present Microelectronics production, Advanced Packaging and Test, and the Electronics Resurgence Initiative
 - **Casting and Forging \$48 million:** expands sub-tier suppliers and improves rapid designs and affordable and reliable production
 - **Batteries and Energy Storage \$43 million:** assures access to advanced battery capabilities and establishes safety and testing capacity for future weapon systems
 - **Kinetic Capabilities \$605 million:** develops and expands the industrial base for Hypersonics and Directed Energy weapons, and invest in the critical chemicals vital for our missiles and munitions
 - **Strategic and Critical Materials \$253 million:** funds the National Defense Stockpile to procure critical materials needed in event of a national emergency
- Additional investments will be made in other priority areas:
 - Strengthening the **Submarine Industrial Base** with \$543 million to expand sub-tier suppliers activities, and \$207 million to train the submarine workforce
 - Advancing modular **bio-manufacturing** capability for multiple critical chemicals with a \$60 million investment
- The Department will leverage the **Defense Production Act** and the **Industrial Base Analysis and Sustainment** programs to make these key investments



Prioritizing investments in economic prosperity and National Defense

Building Enduring Advantages

Re-Prioritization

- **\$2.7 billion in Re-Prioritization initiatives which retire vulnerable systems and programs that no longer meet mission and/or security needs to support more relevant modernization efforts**
 - Efforts vary by Service and individual platform and involve the selling or discontinued use of equipment or weapon systems, no longer optimized for military need
 - FY 2023 builds on previous initiatives through targeted optimization
 - Army: Discontinuing modifications to older night vision systems and Medium Tactical Vehicle Protection Kits
 - Navy: Decommission ships (CG, LSD, LCS), retire RQ-21 aircraft, optimize system support
 - Air Force: Aircraft divestments (A-10, E-3, E-8, KC-135, C-130H)
 - USSOCOM: Discontinue Special Operations Command Pacific (SOCPAC) Afloat Staging Base
- **These collective savings will enable the Services and the Department to improve the efficiency of the force and redirect resources to higher national defense priorities**

Strategic Re-Prioritization is critical to modernizing for the challenges of today and tomorrow

Building Enduring Advantages

Addressing the Climate Crisis

Climate change is reshaping geostrategic, operational, and tactical national security and defense environments.

- Climate change is increasing the demand and scope of military operations, impacting readiness, and imposing significant costs on DoD.
- The Department has elevated climate considerations to be an essential element of U.S. national security.
- The FY 2023 request includes \$3.1B for investments that will bolster security in the near-term and lay the groundwork for a more capable future force:
 - Installation Resiliency and Adaptation (\$2.0B)
 - Science and Technology (\$807M)
 - Operational Energy and Buying Power (\$247M)
 - Contingency Preparedness (\$28M)



“Climate change is an existential threat to our nation’s security and the Department of Defense must act swiftly and boldly...” – Secretary of Defense Lloyd J. Austin

Building Enduring Advantages


Building Resilience and Readiness

Facility Investments

- Builds on prior requests and Congressional action through \$12.2B in investments in Construction and Family Housing programs. DoD investment in facilities supporting our people, enhancing deterrence, and improving critical operational infrastructure includes:
 - \$2.0B for family housing, while ensuring we provide essential oversight and maintenance to reinforce the Department's commitment to provide safe and quality residences to service members and their families
 - \$1.3B supporting the construction of quality-of-life and medical facilities
 - \$2.2B for projects advancing the European Deterrence Initiative, Pacific Deterrence Initiative, and the Ground Based Strategic Deterrent program
 - \$1.3B to improve critical naval infrastructure through the Shipyard Infrastructure Optimization Program
- \$17.0B for Facilities Sustainment, Restoration and Modernization

Red Hill Bulk Fuel Storage Facility

- The budget includes \$1 billion for a new Red Hill Recovery Fund to enable DoD to quickly and flexibly address the health, environmental, and national security needs of the community and the Department.



Promoting resilience and readiness through superior facility infrastructure

Summary

- **Budget grounded in new National Defense Strategy**
 - China is our pacing challenge, recognizes acute threat posed by Russian aggression
- **DoD will advance our priorities through:**
 - Integrated deterrence
 - Campaigning
 - Building enduring advantage
- **FY23 budget represents sustained progress on multiple fronts**
 - Taking care of our people: largest pay raises in 20 years; sexual assault prevention
 - Highest priority on investments in foundational capabilities in space, AI, cyber,
 - Improving the health/capability of our shipyards, supply chain and industrial base
 - Advancing joint warfighting capabilities
 - Addresses current spike in inflation

“This budget meets today’s and tomorrow’s challenges”

– Secretary of Defense Lloyd J. Austin

For More Information

- Visit the website for the Office of the Under Secretary of Defense (Comptroller) at
 - <https://www.defense.gov/cj>
 - Download the Department of Defense's FY 2023 Budget Request



Budget Implements Secretary of Defense Priorities

“This budget reflects our strategy of directing resources to critical investments that allow us to maintain a combat credible force to defend the homeland, marshal America’s next generation of technology, effectively maintain readiness, and take care of the men, women and family members of the U.S. military.” *– Secretary of Defense Austin*

- Implementing the National Defense Strategy
- Advancing modernization at speed and scale
- Align priorities and invest strategically for the future

“Matching Resources to Strategy, Strategy to Policy”

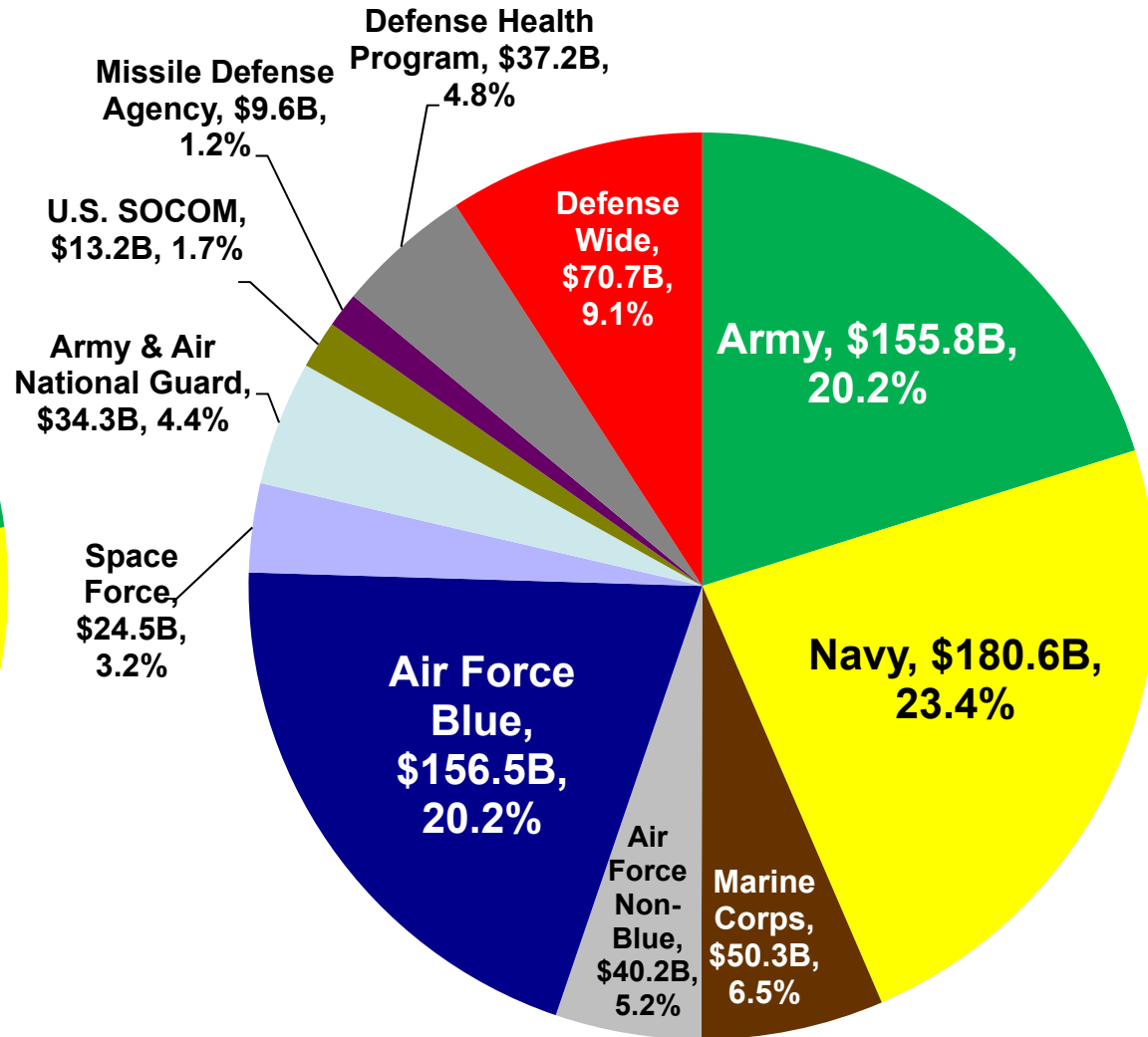
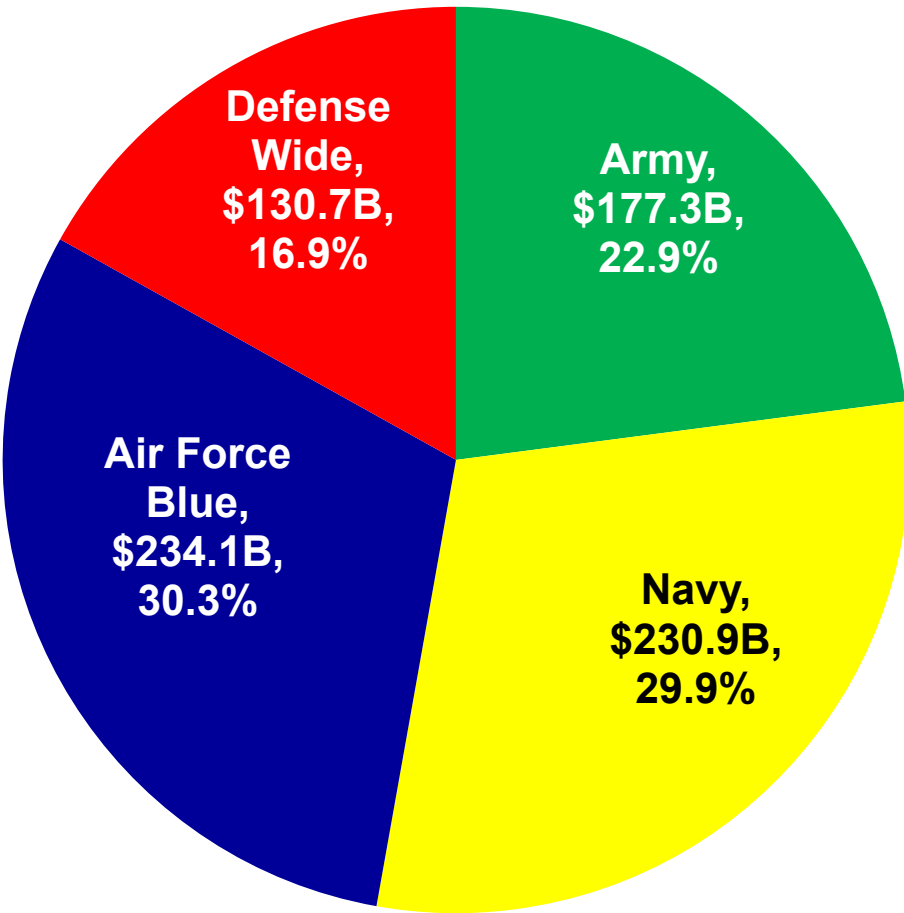
– Secretary of Defense Austin

BACK-UP

FY 2023 Funding

By Military Department

Detailed



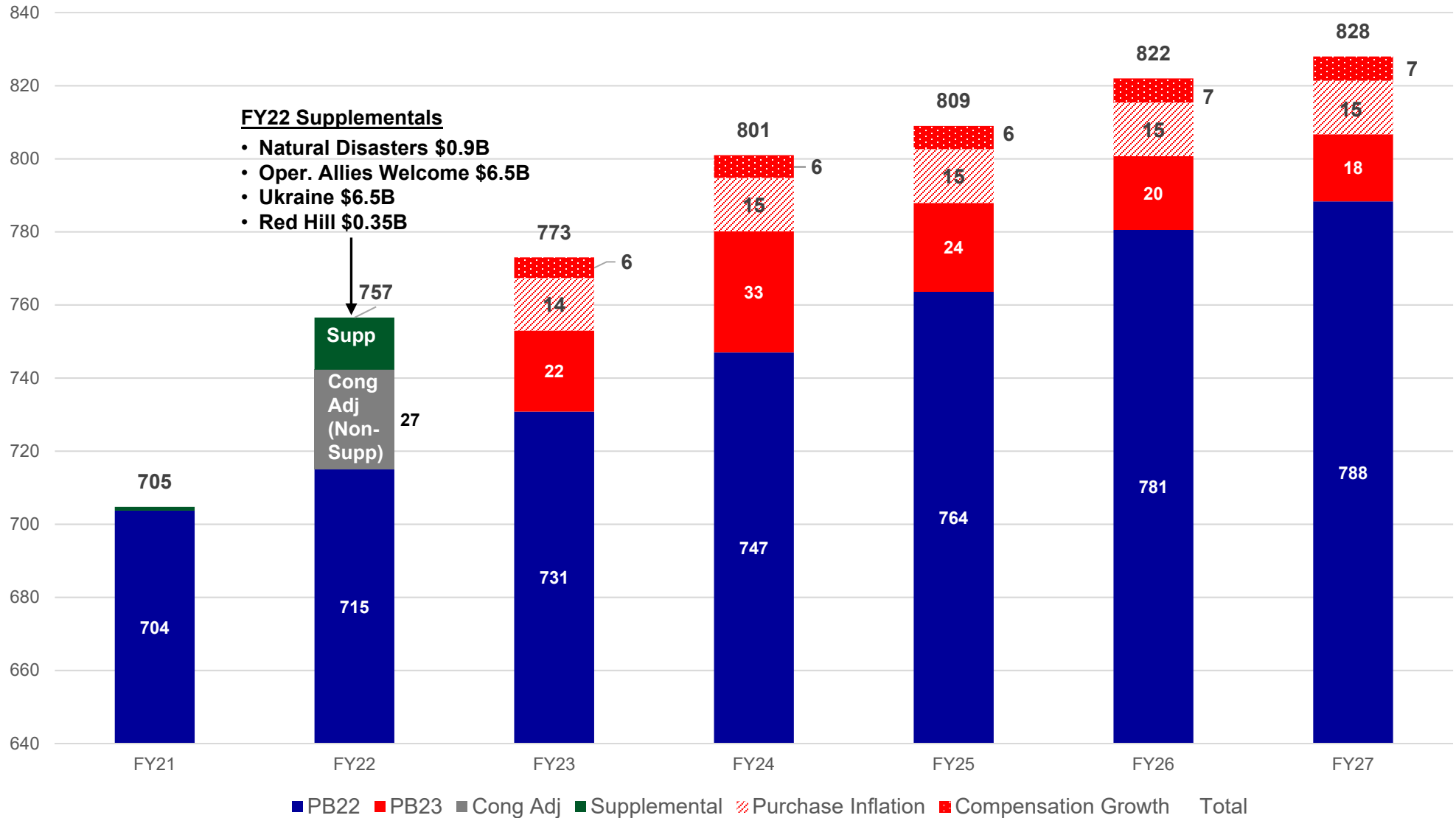
Numbers may not add due to rounding

FY 2023 Request: \$773.0 billion

Fiscal Context – DoD Budget FY 2021- FY 2027*

PB22 with Congressional Action vs. PB23

Then Year \$ Billions



* Discretionary Budget Authority

Allows us to take advantage of America's innovative workforce, unwavering commitment to democratic values and unrivaled alliances and partnerships

Major Investments in the FY 2023 Budget

	FY 2021 Actual		FY 2022 Enacted Estimate*		FY 2023 Request	
	Qty	\$B	Qty	\$B	Qty	\$B
Nuclear Deterrence						
B-21 Long Range Strike Bomber (Air Force)	-	\$2.7	-	\$3.0	-	\$5.0
COLUMBIA Class Ballistic Missile Submarine	1	\$4.5	-	\$5.1	-	\$6.3
Long-Range Stand-Off (LRSO) Missile (Air Force)	-	\$0.4	-	\$0.6	-	\$1.0
Ground Based Strategic Deterrent (GBSD) (Air Force)	-	\$1.4	-	\$2.6	-	\$3.6
Missile Defeat and Defense Programs						
Sea-Based Interceptors (SM-3 IIA and SM-3 IB)	49	\$0.7	56	\$0.8	57	\$0.7
Sea-Based Ballistic Missile Defense System (Aegis BMD)	-	\$1.0	-	\$0.8	-	\$0.9
Ground-Based Midcourse (GMD) and Improved Homeland Defense/Next Generation Interceptors (NGI)	-	\$2.3	-	\$1.7	-	\$2.6
Terminal High Altitude Area Defense (THAAD) Ballistic Missile Defense	39	\$0.9	32	\$0.6	3	\$0.3
PATRIOT Advanced Capability (PAC-3)	-	\$0.8	-	\$0.7	-	\$0.8
PAC-3 Missile Segment Enhancement (MSE)	146	\$0.7	180	\$0.8	252	\$1.0

Includes Procurement and Research, Development, Test and Evaluation (RDT&E) funding/quantities

Numbers may not add due to rounding

** Pending final reconciliation of undistributed congressional adjustments in the Consolidated Appropriations Act, 2022*

Major Investments in the FY 2023 Budget

	FY 2021 Actual		FY 2022 Enacted Estimate*		FY 2023 Request	
	Qty	\$B	Qty	\$B	Qty	\$B
Aircraft						
F-35 Joint Strike Fighter (Air Force, Marine Corps, Navy)	96	\$12.7	85	\$11.9	61	\$11.0
KC-46 Pegasus (Air Force)	16	\$2.8	14	\$2.4	15	\$2.9
F/A-18E/F Super Hornet (Navy)	24	\$1.9	12	\$1.2	-	\$0.3
AH-64E Apache Attack Helicopter (Army)	52	\$1.2	30	\$0.8	35	\$0.8
UH-60M/V Black Hawk (Army)	66	\$1.1	57	\$1.2	53	\$0.9
KC-130J (Navy)	5	\$0.4	6	\$0.6	5	\$0.5
CH-53K King Stallion (Marine Corps)	9	\$1.8	11	\$2.0	10	\$2.3
F-15EX (Air Force)	12	\$1.5	12	\$1.4	24	\$2.8
Shipbuilding						
COLUMBIA Class Ballistic Missile Submarine	1	\$4.5	-	\$5.1	-	\$6.3
CVN-78 FORD Class Aircraft Carrier	-	\$2.8	-	\$3.0	-	\$3.2
VIRGINIA Class Submarine	2	\$7.2	2	\$6.9	2	\$7.3
DDG-51 ARLEIGH BURKE Class Destroyers	2	\$3.8	2	\$4.2	2	\$5.6
Frigate (FFG(X))	1	\$1.1	1	\$1.2	1	\$1.3
Landing Platform Dock Ship (LPD)	1	\$1.2	-	\$0.4	1	\$1.8
LHA Amphibious Assault Ship	-	\$0.5	-	\$0.1	1	\$1.1
Fleet Replenishment Oiler (T-AO)	-	\$0.1	2	\$1.6	1	\$1.0
Expeditionary Fast Transport (EPF)	1	\$0.3	2	\$0.6	-	-
Unmanned Surface Vessels (USV) (Large)	-	\$0.2	-	\$0.2	-	\$0.3
Expeditionary Sea Base (ESB)	-	-	1	\$0.6	-	-
Towing, Salvage, and Rescue Ship (T-ATS)	2	\$0.2	2	\$0.2	1	\$0.1
Ocean Surveillance Ship (T-AGOS Surtass)	-	-	1	\$0.4	-	-

Includes Procurement and Research, Development, Test and Evaluation (RDT&E) funding/quantities

Numbers may not add due to rounding

** Pending final reconciliation of undistributed congressional adjustments in the Consolidated Appropriations Act, 2022*

Major Investments in the FY 2023 Budget

	FY 2021 Actual		FY 2022 Enacted Estimate*		FY 2023 Request	
	Qty	\$B	Qty	\$B	Qty	\$B
Space						
Launch Vehicles - National Security Space Launch (NSSL) and Rocket System Launch Program (RSLP) (USSF, SDA)	3	\$1.6	5	\$1.6	6	\$1.6
Global Positioning System (GPS) Enterprise (USSF & Navy)	2	\$1.8	3	\$1.8	2	\$1.8
Space Based Overhead Persistent Infrared (OPIR) Systems (USSF)	-	\$2.5	-	\$2.5	-	\$4.7
Ground Systems						
Joint Light Tactical Vehicle (Army, Marine Corps, Air Force)	4,028	\$1.4	3,885	\$1.1	3,721	\$1.1
M-1 Abrams Tank Modifications/Upgrades (Army)	102	\$1.4	90	\$1.2	22	\$0.7
Amphibious Combat Vehicle (Marine Corps)	72	\$0.5	90	\$0.6	74	\$0.6
Armored Multi-Purpose Vehicle (Army)	-	\$0.1	-	\$0.1	72	\$0.4
Munitions						
Joint Direct Attack Munition (JDAM) (Navy, Air Force)	20,751	\$0.4	4,890	\$0.1	7,237	\$0.3
Guided Multiple Launch Rocket System (GMLRS) (Army, USMC)	6,932	\$1.1	6,471	\$1.0	4,718	\$0.8
Standard Missile-6 (SM-6) (Navy)	125	\$0.8	125	\$0.9	125	\$0.8
Small Diameter Bomb II (SDB II) (Navy, Air Force)	922	\$0.3	1,165	\$0.4	1,242	\$0.5
Hellfire Missile (Army, Navy, Air Force)	8,184	\$0.5	2,098	\$0.2	862	\$0.1
Joint Air-to-Surface Standoff Missile (JASSM) (Air Force)	400	\$0.6	525	\$0.8	581	\$1.0
Long Range Anti-Ship Missile (LRASM) (Air Force, Navy)	49	\$0.2	48	\$0.2	88	\$0.5

Includes Procurement and Research, Development, Test and Evaluation (RDT&E) funding/quantities

Numbers may not add due to rounding

** Pending final reconciliation of undistributed congressional adjustments in the Consolidated Appropriations Act, 2022*